



ultracraft®
custom cabinets for life

Styles





The Right Style For Your Lifestyle.

Turn the pages to find the door styles and finishes to create any look you can dream up – traditional to modern and every style in between. Natural Wood and Deluxe Veneers, contemporary Metal styles and UltraLux acrylics, the most popular Thermofoils and Textured Melamines, and quick-turnaround, fashionable Eurotek. Wood finishes include designer stains and paints, custom paint colors, glazes, Linen glazes, and a selection of distressing techniques.

Live with your favorites for a few days before you decide. With UltraCraft's super-fast Sample Program you can

hold samples of your favorite door styles and finishes in about a week.

UltraCraft's full-access cabinetry offers more storage space, easier access to contents, and a 100-year warranty – the best in the industry. With most styles you have a choice of cabinet materials including All-Plywood construction. Soft close doors and drawers – in classic Wood Dovetail and state-of-the-art Metal – are standard, and many of our designer-preferred custom modifications are available at no charge. Enjoy affordable, custom-designed living spaces that reflect your personality.

Wood Door Styles

Wood is warm and comfortable, strong and durable, and versatile enough for any design from traditional to transitional to modern. With thousands of style/species/finish combinations... the sky's the limit!

SPECIES: O = Oak, M = Maple, C = Cherry, RC = Rustic Cherry, A = Alder, RA = Rustic Alder, RB = Red Birch

Wood Door Styles – Slab



APEX
(MDF)
1/8" ROUND OVER
PAINT & LINEN ONLY

RICHMOND II
O M C

SLAB
O M C

Wood Door Styles – Recessed Panel, cont.



BROADVIEW
O M C A RB

BROADVIEW
W/MATCHING 5-PIECE
DRAWER FRONT
O M C A RB

CHARLOTTE
O M C A RB

CHARLOTTE
W/MATCHING 5-PIECE
DRAWER FRONT
O M C A RB

CHESAPEAKE
O M C A RB

CHESAPEAKE
W/MATCHING 5-PIECE
DRAWER FRONT
O M C A RB

Wood Door Styles – Recessed Panel



AMHERST
O M C RC A RA RB

ANDOVER
O M C A RB

ANDOVER
W/MATCHING 5-PIECE
DRAWER FRONT
O M C A RB

AVON
O M C A RB

AVON
W/MATCHING 5-PIECE
DRAWER FRONT
O M C A RB

BOCA RATON
W/MATCHING 5-PIECE
DRAWER FRONT
O M C



BEL AIRE
O M C A RB

BEL AIRE
W/MATCHING 5-PIECE
DRAWER FRONT
O M C A RB

BRECKENRIDGE
O M C RC A RA RB

BRECKENRIDGE
WIDE
O M C RC A RA RB

BRISTOL
O M C A RB

BRISTOL
W/MATCHING 5-PIECE
DRAWER FRONT
O M C A RB



DENNISON
O M C A RB

DENNISON
W/MATCHING 5-PIECE
DRAWER FRONT
O M C A RB


ENGLEWOOD
O M C A RB

ENGLEWOOD
W/MATCHING 5-PIECE
DRAWER FRONT
O M C A RB


FREEDOM
O M C RC A RA RB

FRISCO
O M C

Wood Door Styles – Recessed Panel, cont.



Wood Door Styles – Recessed Panel, cont.



Wood Door Styles – Raised Panel



Wood Door Styles – Raised Panel, cont.



Plainview door style in Cherry with Wenge stain (Low Sheen) and Slab door style in Bamboo Vertical with Coastal Grey stain. 9



Philadelphia Design Home. Slab door style in Quarter Wenge Horizontal with Natural.

Deluxe Veneers


Bring rich woods and simple, modern esthetic to your home. Rift Cut Oak and Quarter Wenge Deluxe Veneers are engineered by sorting, dying and gluing wood to form a block of specific grain and color. These blocks are then sliced to create thin veneers which simulate each wood species. Bamboo is a fast-growing grass. Hundreds of shoots are compressed together then sliced into thin veneers. Bamboo veneer has a naturally-occurring, unique pattern and color. Bamboo is an eco-friendly, renewable and sustainable resource.

Bamboo



SLAB
SHOWN IN BAMBOO
STORM GREY VERTICAL

Quarter Wenge




Rift Cut Oak



Not all colors and finishes are available on all door styles. See Dealer for details. UltraCraft recommends ordering a sample door, to see the best representation of your selected color and finish on your door style, before ordering cabinetry. Sample doors are more accurate than printed literature or Dealer's color chips.

Custom Wood Finishes



PAINT

Classic, solid-color paint on primed wood. Available on Maple and in both Standard and Low Sheen.

Due to the inevitable movement of wood, paint finishes may show some cracking at joints. This is not considered a defect.



GLAZE

Wood is stained or painted, then Aged, Rubbed or Worn, if preferred. Mocha, Nickel or Brown glaze is hand-applied and rubbed away leaving it collected in crevices, unique to each door style.

All visible finished parts are glazed except door backs. Ordering a door sample is recommended as each door style takes glaze in a unique way.



AGED

Stained or painted wood is randomly dented with special tools to cause stress cracks, and sealed with a clear top coat.

Aging is a hand-applied technique and will be slightly different on each product. Not available on doors with veneer panels.



RUBBED

Primed, painted wood is randomly sanded to reveal bare edges and high points, then sealed with a clear top coat. Available on Paints in Low Sheen.


Back of door is painted but not Rubbed. Glazing available where applicable, excluding Linen finishes.



WORN

An innovative blend of rasping, stress cracks, worm holes, dents, and smoothly worn edges. Available in Stain finishes with Low Sheen only.

Not available on doors with veneer panels.



HERITAGE

A combination of Rubbed and Aged detailing. Available on Paints and in Low Sheen only.

Not available on doors with veneer panels.

Wood Species and Stains

We are pleased to offer you an incredible selection of wood species for your cabinets which you can dress up with our most popular stains. From dark and rich to light and bright to not-so-common, explore your options to pinpoint the combination that makes you feel right at home.



Mount Vernon door style in Cherry with Chestnut. Designer: Kitchen & Bath Design + Construction Design Team.

Maple

Ranges in color from creamy white to off-white sapwood, tinged occasionally with slight red-brown heartwood. Very hard, heavy, and strong wood. Closed grain with uniform texture takes finish well. Very resistant to abrasive wear.



Not all colors and finishes are available on all door styles. See Dealer for details. Finishes shown represent the scope of the offering and should not be used for color matching. UltraCraft recommends ordering a sample door, to see the best representation of your selected color and finish on your door style, before ordering cabinetry. Sample doors are more accurate than printed literature or Dealer's color chips.

Red Birch

Color ranges from light red-brown to pink heartwood and creamy white to yellow sapwood. Hard wood, medium weight, very durable and strong. Uniform, fine grain has small pores and takes finish very well.



Oak

Light tan to brown heartwood and creamy white to gray sapwood. Very hard, dense and heavy wood. Moderately open grain takes finish well. Resists effects of the environment well.



Alder

Light tan, slightly soft, closed-grain hardwood that accepts stains well.



Cherry

Colors range from red to deep red-brown heartwood and white to yellow sapwood. Medium density. Fine, closed grain takes light finishes well. Red color will darken richly with age.



Rustic Alder

A light and slightly soft hardwood with color varying from white and light tan to pale, pinkish brown. Tight knots, pitch pockets, and character marks add personality.



Rustic Cherry

Enjoy all the characteristics of Cherry but with even more natural beauty. Tight knots, pitch pockets, and character marks enhance the visual appeal.



Not all colors and finishes are available on all door styles. See Dealer for details. Finishes shown represent the scope of the offering and should not be used for color matching. UltraCraft recommends ordering a sample door, to see the best representation of your selected color and finish on your door style, before ordering cabinetry. Sample doors are more accurate than printed literature or Dealer's color chips.

Wood Paint Finishes



Vintage Finishes

Primed and painted wood is treated with an innovative blend of light glazing, rasping, rub-off, worm holes, stress cracks, dents and smooth worn edges, then sealed with a clear top coat. Available on Maple with Low Sheen.

Back of door is painted but not distressed. Vintage finishes are not recommended on all door styles. Not available on doors with veneer panels.



Linen Finishes

Primed and painted wood is lightly hand-brushed with glaze creating a linear, brushed look. Available on Maple with Standard or Low Sheen.

Backs of doors are painted but not glazed. Hand-brushed lines are an artistic effect and will be unique in each application.

Brown Linen Finishes



Nickel Linen Finishes



Sangria Finish

An innovative blend of dark undertones, stress cracks, smooth worn edges, dents, rasping, and worm holes. Available on Cherry with Low Sheen only. Shown on this page.

Not available with veneer panel doors. Sangria is a custom hand-applied technique and will be slightly different on each product.



Paint finishes may also be available with Aged, Worn, Rubbed, and Heritage distressing techniques.

Paint, Linen and Vintage finishes available on selected door styles.

Not all colors and finishes are available on all door styles. See Dealer for details. Finishes shown represent the scope of the offering and should not be used for color matching. UltraCraft recommends ordering a sample door, to see the best representation of your selected color and finish on your door style, before ordering cabinetry. Sample doors are more accurate than printed literature or Dealer's color chips.

Custom Paint Color Program

Bring us a paint swatch or a sample of the item you want to match, and our Color Masters will produce a custom paint just for you. Then we'll produce a full-sized sample door in the style you choose so you can take it home and get to know it a little better before ordering your cabinets.

STEP
1

Show Us Your Color

Give your UltraCraft Designer the paint name and number from a major paint manufacturer or any 3" x 3" sample of the item

bearing the color you want to match. Some materials such as textiles and glossy finishes can be hard to match exactly, but we'll show you how close we can get. Note that we will not be able to return your swatch or sample.

STEP
2

Specialty Finishes

Consider adding a specialty finish to your custom paint color for a unique tone, texture or hue.

Sheen: Choose from either our Standard Sheen or more-subtle Low Sheen; each achieved through a protective topcoat that gives your cabinets the look of today's fine furniture.

Aged Distressing: Available only with our Low Sheen finish, this process involves randomly striking your doors with special tools, causing dents and stress cracks.

Glaze: A slightly tinted finish wiped onto, then off of, your custom-painted doors, leaves the glaze collected in the crevices, presenting a slightly antiqued patina. Choose from Brown, Mocha or Nickel and consider combining a glaze with our Aged Distressing technique for a weathered or worn look.

Linen: For a finish that mimics the pattern of linen, glaze is hand-brushed onto your custom-painted door.



Daytona door style with Melted Brie and Custom Paint (Benjamin Moore Color #1680 Hudson Bay), Low Sheen. Designer: Debbie Davis, CMKBD, CAPS, Kitchens by Wedgewood. Photo: Virtulance.com.

STEP
3

Custom Door Sample

At this point, we put together all of your choices – door style, custom paint color, glaze and distressing finishes – and send you

a full size custom-finished door so you can be sure it's exactly what you want before you order.

STEP
4

Order Your Cabinets!

Once you've approved your sample door, your UltraCraft Designer will order your new cabinets and work out delivery

and installation with you. UltraCraft will keep a portion of your custom paint for four months for future orders.

Get started today. Defining your very own cabinet color is easy, affordable and liberating!



Not all colors and finishes are available on all door styles. See Dealer for details. UltraCraft recommends ordering a sample door, to see the best representation of your selected color and finish on your door style, before ordering cabinetry. Sample doors are more accurate than printed literature or Dealer's color chips.

Adriatic door style in Shark. Designer: Jorge A. Martinez, CKD, Designer Kitchens LA.

Cellini door style in Gloss Birdseye. Designer: Gary Labrocquy, Artistic Interiors.

Thermofoil Door Styles

Thermofoil doors are made of a rigid vinyl, heat-and-vacuum applied over a sculptured, 3/4"-thick, medium-density fiberboard. These doors are extremely stable, durable, and easy to care for.



ADRIATIC

Shown: Wolf Grey HZ



BEADBOARD

Shown: Smooth White



CELLINI

Shown: Silver Walnut



CHARLESTON WIDE

Shown: Satin White



EASTOVER

Shown: Overcast



EASTOVER
W/MATCHING 5-PIECE
DRAWER FRONT

Shown: Clay



EDISON

Shown: Lead Walnut Vertical



GRECO

Shown: Clay



GRECO WIDE

Shown: Satin White



HUDSON WIDE

Shown: Mink



JUPITER

Shown: Gloss Birdseye



LEXINGTON

Shown: Overcast



LEXINGTON
W/MATCHING 5-PIECE
DRAWER FRONT

Shown: Clay



MISSION II

Shown: Shark



MISSION II
W/MATCHING 5-PIECE
DRAWER FRONT

Shown: Satin White



PASADENA

Shown: Gloss White

Standard Thermofoil Finishes



Premium Thermofoil Finishes



Not all colors and finishes are available on all door styles. See Dealer for details. Finishes shown represent the scope of the offering and should not be used for color matching. UltraCraft recommends ordering a sample door, to see the best representation of your selected color and finish on your door style, before ordering cabinetry. Sample doors are more accurate than printed literature or Dealer's color chips.



UltraLux Program

UltraLux is the ultimate contemporary look, delivering a selection of designer colors in both high-gloss and UltraMatte acrylic finishes. South Beach and Hollywood have a matching edge, Edgewater has two-tone edgebanding to give the look of a panel laid on an aluminum frame, and Acrilux II comes with a flat "aluminum" edge.



ACRILUX II
WITH ALUMINUM-LOOK
EDGEBANDING
SHOWN IN
LINEAR BRONZE II

SOUTH BEACH
WITH MATCHING
EDGEBANDING
SHOWN IN POWDER

HOLLYWOOD
WITH MATCHING
EDGEBANDING
SHOWN IN
REINA WHITE

EDGEWATER
WITH TWO-TONE
EDGEBANDING
SHOWN IN MICA
METALLIC



Solid-Color and Metallic Finishes
The most scratch-resistant, high-gloss acrylic surface available.

 **DRY ERASE CERTIFIED.**
GUARANTEED NEVER TO GHOST!



Linear Finishes
A high-gloss laminate film.



Matte Finishes
UltraMatte acrylic surface.



Linear Black, Linear Bronze II, and Linear Silver are not available on Edgewater.
Dry erase certified on non-linear and non-matte finishes.
Due to the nature of all Metallic finishes, parts over 48" wide will show a noticeable color change.
Not all colors and finishes are available on all door styles. See Dealer for details. Finishes shown represent the scope of the offering and should not be used for color matching. UltraCraft recommends ordering a sample door, to see the best representation of your selected color and finish on your door style, before ordering cabinetry. Sample doors are more accurate than printed literature or Dealer's color chips.



Piper door style in Kona Vertical.

Metropolis door style in Silver Elm Vertical.

Melamine Program

Melamine doors get all dressed up! Seneca kicks back in everyday White and Cream. Kitty Hawk, Martin, and Piper sport familiar durability in the latest horizontal and vertical textured prints. And Metropolis steps out in the look – and feel – of textured exotic woods. The entire wardrobe is contemporary and organic in today's popular earthy palette.



KITTY HAWK*
5-PIECE DOOR
w/OPTIONAL 5-PIECE
DRAWER FRONT,
IN CYPRESS GOLD



KITTY HAWK*
5-PIECE DOOR
w/SLAB DRAWER
FRONT, IN
RIFT WHITE PINE



MARTIN*
3-PIECE DOOR
w/STANDARD 3-PIECE
DRAWER FRONT,
IN ROMANTIC GREY



METROPOLIS
IN FLAME OAK
VERTICAL



PIPER
IN LIGHT CARBONITE
HORIZONTAL



SENECA
IN WHITE

Dynamically Textured Melamine – the look and texture of wood



Subtly Textured Melamine – the look and feel of ultra-textured wood grain




Melamine – not textured



FINISH AVAILABILITY BY DOOR STYLE:
KH = KITTY HAWK, MA = MARTIN,
ME = METROPOLIS, P = PIPER, S = SENECA

* Kitty Hawk and Martin door styles feature both vertical and horizontal grain direction which cannot be altered.
Not all colors and finishes are available on all door styles. See Dealer for details. Finishes shown represent the scope of the offering and should not be used for color matching. UltraCraft recommends ordering a sample door, to see the best representation of your selected color and finish on your door style, before ordering cabinetry. Sample doors are more accurate than printed literature or Dealer's color chips.





Jamestown door style in Dove White. Designer: Kitchen & Bath Design + Construction Design Team. Photo: Chrissy Racho.



Florence door style in Dark Roast Textured Wenge. Designers: Shuky Conroyd, AKBD, Boca Kitchens and Marcia Castleman, Castle Design Group. Photo: ©Edward Butera, IBI Designs, Boca Raton, FL.

Italiano Collection

Eurotek Program

All door, drawer front, and accessory parts are finished with the exclusive, and cost-effective, Eurotek with a color-fast and durable finish.

Eurotek veneer is laminated onto a MDF core which eliminates expansion and contraction variances normally associated with solid wood, and provides a consistent appearance which enhances overall beauty and splendor.



FLORENCE
DARK ROAST
TEXTURED WENGE



NAPOLI
ECRU



MODENA
DARK ROAST
TEXTURED WENGE



TUSCANY
AMBER CHERRY
w/AUBURN PATINA



VENEZIA
BUTTERMILK
w/CARAMEL PATINA



VERONA
DARK ROAST
TEXTURED WENGE

Americano Collection



ALEXANDRIA
BISQUE



ALEXANDRIA
DOVE WHITE



PROVIDENCE
BISQUE



PROVIDENCE
DOVE WHITE



PHILADELPHIA
BISQUE



PHILADELPHIA
DOVE WHITE



JAMESTOWN
BISQUE



JAMESTOWN
DOVE WHITE



JAMESTOWN
AUTUMN WALNUT

Finishes shown represent the scope of the offering and should not be used for color matching. UltraCraft recommends ordering a sample door, to see the best representation of your selected color and finish on your door style, before ordering cabinetry. Sample doors are more accurate than printed literature or Dealer's color chips.





FINELINE ALUMINUM
WITH TECH GLASS SELECTIONS
SHOWN WITH CLARION WHITE TECH GLASS



SLIMLINE ALUMINUM
WITH OPAQUE ACRYLIC INSERT OR TECH GLASS SELECTIONS
SHOWN WITH OPAQUE ACRYLIC INSERT



BROADLINE ALUMINUM
WITH TECH GLASS SELECTIONS
SHOWN WITH CLARION WHITE TECH GLASS



BROADLINE STAINLESS STEEL
AN ALUMINUM DOOR WITH STAINLESS STEEL APPEARANCE AND TECH GLASS SELECTIONS
SHOWN WITH WHITE ETCH TECH GLASS



STAINLESS STEEL
ALSO AVAILABLE AS A FRAME-STYLE DOOR READY FOR GLASS; GLASS NOT INCLUDED


Metal Door Styles

Metal is one of today's hottest accents. If you want a high-tech, contemporary or industrial look that pairs well with other styles, this is it. Practical and beautiful, these doors also come with a variety of glass insert options. Fineline Aluminum, Slimline Aluminum, Broadline Aluminum and Broadline Stainless Steel are frame-style doors with Tech Glass inserts. Stainless Steel is available as a slab door or in frame-style ready for any glass. Supply your own glass or choose from our Tech Glass or Art Glass selections on the next page.

Fineline Aluminum doors with Tech Glass cannot be drilled for Decorative Hardware.
Backpainted Tech Glass should not be lit from cabinet interior.
Finishes shown represent the scope of the offering and should not be used for color matching. UltraCraft recommends ordering a sample door, to see the best representation of your selected color and finish on your door style, before ordering cabinetry. Sample doors are more accurate than printed literature or Dealer's color chips.

Glass

Incorporating glass doors into your kitchen design visually expands your space while lending a touch of elegance. Show off a little!



Frame

Mullion

Prairie

Quarter-Round

X-Lite

Double Arch

Tech Glass Options



CLARION

CLARION ETCH
BACKPAINTED
SOFT ETCHED

BRONZE ETCH
BACKPAINTED
SOFT ETCHED

PEARL ETCH
BACKPAINTED
SOFT ETCHED

WHITE ETCH
BACKPAINTED
SOFT ETCHED



BLACK ETCH
BACKPAINTED
SOFT ETCHED

SILK ETCH
BACKPAINTED
SOFT ETCHED

MIRROR ETCH
BACKPAINTED
SOFT ETCHED

CAFFÉ ETCH
BACKPAINTED
SOFT ETCHED

TIMBER BLACK ETCH
BACKPAINTED
PATTERNED



CLARION WHITE
BACKPAINTED
PATTERNED

CANNES ASHLEY GREY
BACKPAINTED
PATTERNED

TREE WHITE ETCH
BACKPAINTED
PATTERNED

Art Glass Options



BAROQUE

CLEAR
DOUBLE STRENGTH

CROSS REEDED

CROSS REEDED
SANDBLASTED

CRYSTAL



CURACO

GROUND
DOUBLE STRENGTH

ENGLISH REEDED

ENGLISH REEDED
SANDBLASTED

GLUECHIP



GNA

GRANITE

GREY
DOUBLE STRENGTH

HAMMERED

PINTO



SEEDY

WAVE

CLEAR BEVEL

GLUECHIP BEVEL

MIRROR

Leaded Glass Options



DIAMOND
CLEAR BEVELED
DIAMONDS WITH
CLEAR GNA OR
HAMMERED GLASS
FIELD

FOUR SQUARE
4 CLEAR BEVELED
SQUARES WITH
CLEAR OR SEEDY
GLASS FIELD

LACE
CLEAR BEVELED
SQUARES WITH
CLEAR GNA GLASS OR
GLUECHIP BEVELED
SQUARES WITH
GLUECHIP GLASS
FIELD

MULLION
LEADED MULLION
WITH CLEAR OR ANY
ART GLASS*

PRAIRIE
PRAIRIE STYLE WITH
CLEAR OR ANY ART
GLASS*

STRIPES
BEVELED STRIPES
WITH CLEAR OR
BLACK GLASS

TULIP
CLEAR BEVELED
TULIP & SQUARES
WITH CLEAR OR
WAVE GLASS FIELD

*SOME LIMITATIONS APPLY.



UltraCraft Advantages

- Hundreds of doors in every popular material, finish and style from traditional to ultra-modern
- Soft Close Drawers and Doors
- State-of-the-art Wood Dovetail and Metal Drawer systems
- Free custom size modifications for most cabinets*
- Designer stain colors and modern Low Sheen finish at no upcharge
- Popular Premium paint, glaze, linen and distressed finishes at low upcharges
- Custom paint colors
- All-Plywood or Engineered Furniture Core construction
- Full Access means more storage, easy-to-clean, and precise alignment
- Full-depth, adjustable shelves
- Made in America from domestically and globally sourced components
- 100-year Warranty

**Ask your Dealer for details.*



ultracraft®
custom cabinets for life

800.803.2315
www.ultracraft.com



©2018 UltraCraft. UltraCraft Cabinetry is a Norcraft Companies brand. Norcraft Companies is part of the MasterBrand Cabinets Family.

Front Cover – Crystal Lake door style in Maple with Lunar Gray paint and Nickel Linen glaze; Designer: Terry Peacock, Peacock Cabinetry. Back Cover – Metropolis door style in Silver Elm Textured Melamine; Designer: Christina Sidoti; Photo: Michael Fodera, www.lunarcypictures.com.

PRINTED WITH



Kitchen Cabinet Manufacturers Association
Environmental Stewardship Program.
All Products Impact the Environment.
For ESP Program Criteria, Visit kcmia.org

